

## ***Supplemental Online Materials***

### **Pedagogical Value of Polling Place Observation By Students**

Christopher B. Mann (Skidmore)\*, Gayle A. Alberda (Fairfield University), Nathaniel A. Birkhead (Kansas State), Yu Ouyang (Purdue University Northwest), Chloe Singer (Skidmore), Charles Stewart III (MIT), Michael C. Herron (Dartmouth), Emily Beaulieu (Kentucky), Frederick Boehmke (Iowa), Joshua Boston (Washington University), Francisco Cantu (Houston), Rachael Cobb (Suffolk), David Darmofal (University of South Carolina), Thomas C. Ellington, (Wesleyan College), Charles J. Finocchiaro (University of Oklahoma), Michael Gilbert (University of Virginia), Victor Haynes (Claremont Graduate University), Brian Janssen (University of Iowa), David Kimball (University of Missouri, St. Louis), Charles Kromkowski (University of Virginia), Elena Llaudet (Suffolk University), Matthew R. Miles (BYU-Idaho), David Miller (Washington University), Lindsay Nielson (Bucknell), Costas Panagopoulos (Northeastern), Andrew Reeves (Washington University), Min Hee Seo (Washington University), Haley Simmons (University of Mississippi) Corwin Smidt (Michigan State), Robert Stein (Rice), Rachel VanSickle-Ward (Pitzer College), Abby K. Wood (USC, Gould School of Law), Julie Wronski (University of Mississippi)<sup>1</sup>

---

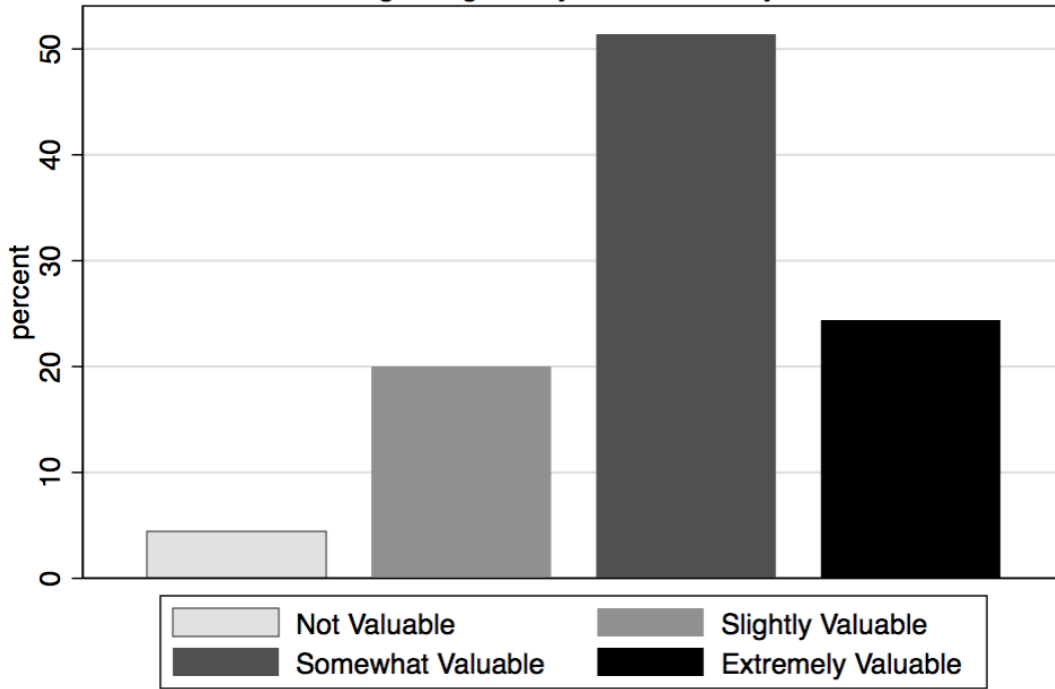
<sup>1</sup> Mann, Alberda, Birkhead, and Ouyang prepared the manuscript. Singer ran the survey process and data management. Stewart, Mann, and Herron coordinated the Polling Place Lines Project. The remaining co-authors contributed by supervising the experiential learning opportunity and administering the learning assessment survey to their students. Financial support for this project was partially provided by the Democracy Fund, which bears no responsibility for the analysis. This paper was previously presented at the 2017 Midwest Political Science Association Annual Meeting. We thank the anonymous reviewers and Barry Burden, Paul Gronke, Kathleen Hale and Thad Hall for helpful comments on earlier versions.

## **List of Participating Institutions**

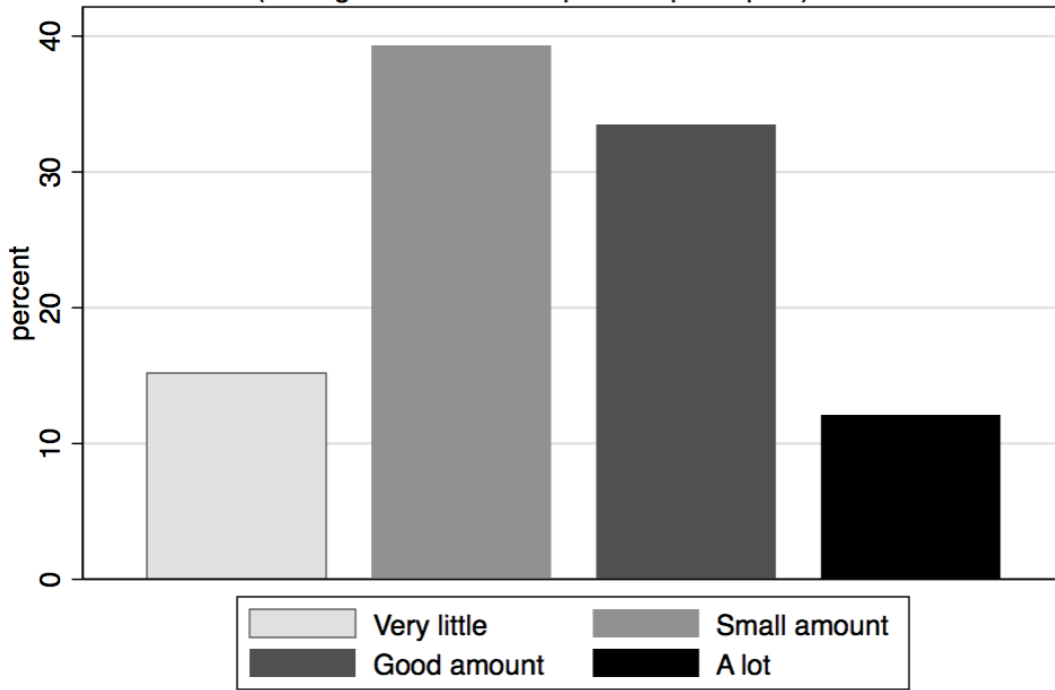
1. Brigham Young University-Idaho
2. Bucknell University
3. Claremont Graduate University
4. Fairfield University
5. Fordham University
6. Kansas State University
7. Massachusetts Institute of Technology
8. Michigan State University
9. Pitzer College
10. Purdue University Northwest
11. Rice University
12. Skidmore College
13. Suffolk University
14. University of Houston
15. University of Iowa
16. University of Kentucky
17. University of Mississippi
18. University of Missouri, St. Louis
19. University of South Carolina
20. University of Southern California
21. University of Virginia
22. Washington University - St. Louis
23. Wesleyan College

Supplemental Figures

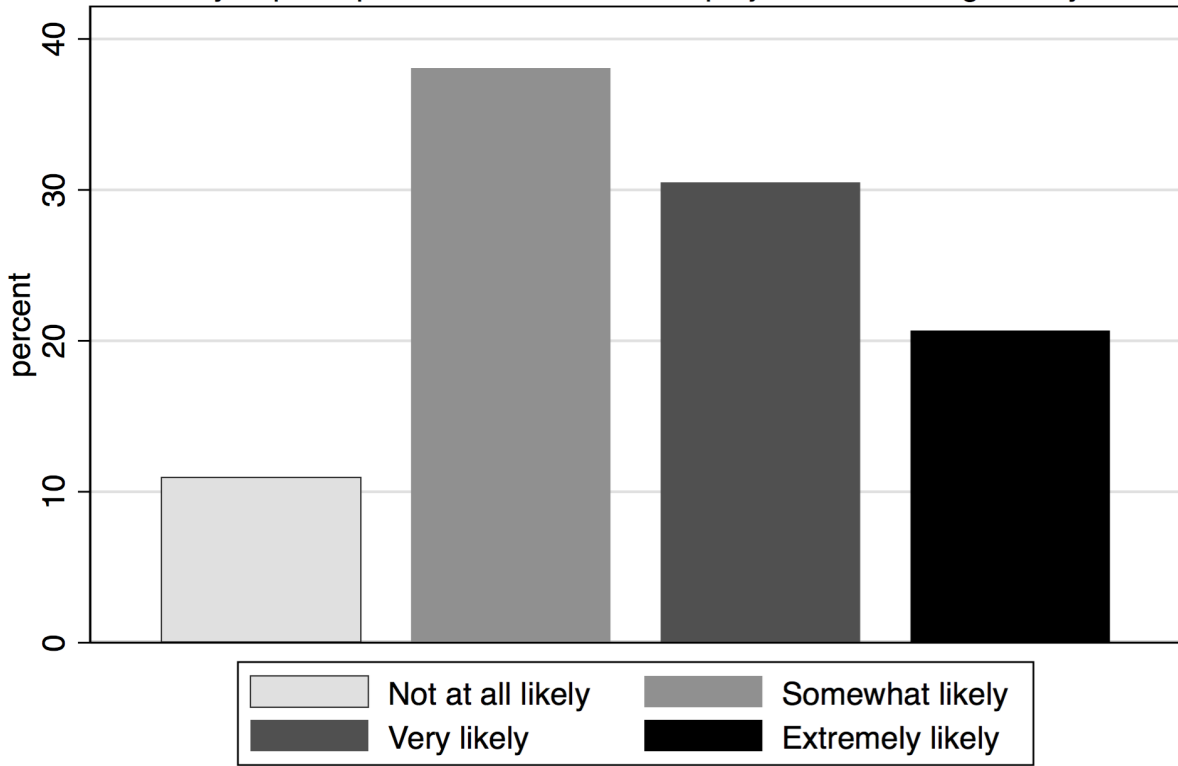
SOM Figure 2a: How valuable was the time you spent observing voting activity on Election Day?



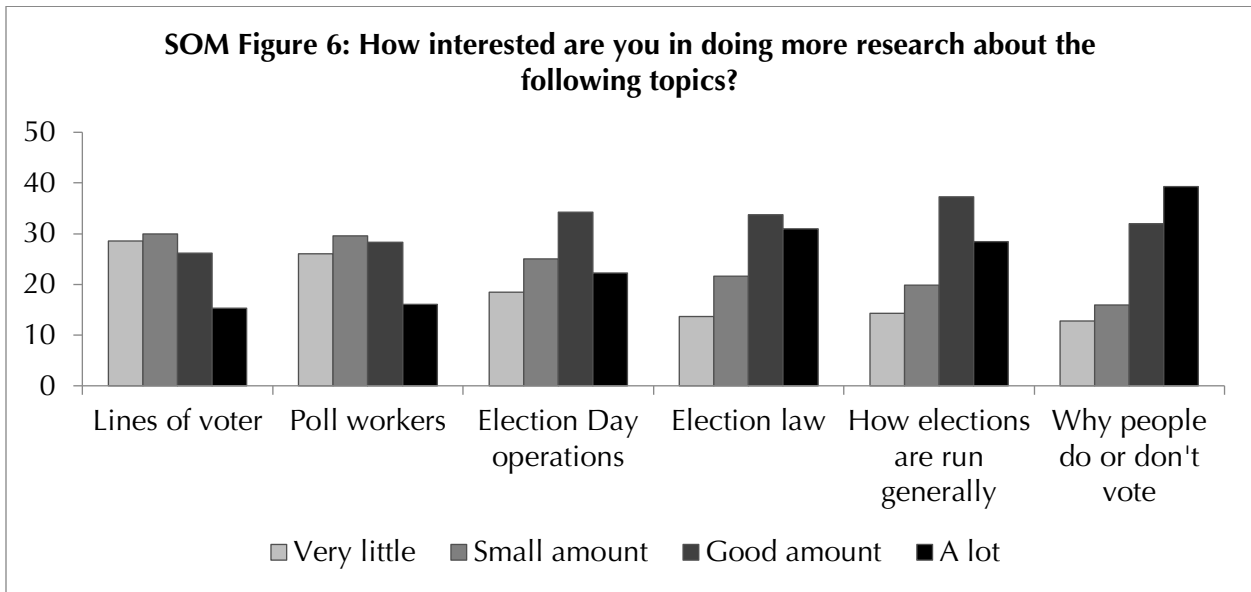
SOM Figure 2b: Did this activity enhance your understanding of class materials? (among 257 students required to participate)



SOM Figure 5: How likely would you be to recommend that a student similar to you participate in a future research project about voting activity?



SOM Figure 6: How interested are you in doing more research about the following topics?



## Learning Assessment Survey

Q1 Thank you for taking the time to participate in this survey. The survey has questions about your experience making observations about lines and the administration of voting on Election Day. Each question is optional, but please answer as many as possible. Your responses are anonymous and will be kept confidential. The Qualtrics online platform used to collect responses has commercial level encryption and password protection. We are not collecting any personal information in the survey and are not collecting any information about your IP address or location when taking the survey. Data from the survey will be stored in password-protected files. In any report that is published or presentation that is given, we will not include any information that will make it possible to identify a participant, though your responses may be identified with your academic institution.

Q2 Do you consent to participate in the learning assessment survey?

- I agree to participate (1)
- I do not agree to participate (2)

If I do not agree to participate Is Selected, Then Skip To End of Survey

Q3

- First Year Undergraduate (1)
- Sophomore (2)
- Junior (3)
- Senior (4)
- Graduate Student (5)

Q4 Why did you participate in this project?

- Required for class (1)
- Extra credit for class (2)
- Volunteered (3)
- Other (4) \_\_\_\_\_

Q5 What was the name of the class?

Q6 How many hours did you spend on the project on Election Day?

Q7 What time of day did you observe voting activity? (choose all that apply; if you observed voting activity at any time within the hour, include that hour in your choices.)

- 6:00am - 7:00am (1)
- 7:00am - 8:00am (2)
- 8:00am - 9:00am (3)
- 9:00am - 10:00am (4)
- 10:00am - 11:00am (5)
- 11:00am - 12:00pm (6)
- 12:00pm - 1:00pm (7)
- 1:00pm - 2:00pm (8)
- 2:00pm - 3:00pm (9)
- 3:00pm - 4:00pm (10)
- 4:00pm - 5:00pm (11)
- 5:00pm - 6:00pm (12)
- 6:00pm - 7:00pm (13)
- 7:00pm - 8:00pm (14)
- 8:00pm - 9:00pm (15)
- 9:00pm or later (16)

Q8 How many locations did you observe during the day?

Q9 Did you use a paper form or a smartphone app for tracking lines?

- Paper form (1)
- Smartphone app (2)

Display This Question:

If Did you use a paper form or a smartphone app for tracking lines? Smartphone app Is Selected

Q10 How well would you say the smartphone app worked for tracking lines?

- Very well (1)
- Okay (2)
- Fair (3)
- Poor (4)
- Not at all well (5)

Display This Question:

If Did you use a paper form or a smartphone app for tracking lines? Smartphone app Is Selected

Q11 Do you have any suggestions for improving the smartphone app for future research on lines of voters?

Q12 How valuable was the time you spent observing voting activity on Election Day?

- Not valuable (1)
- Slightly valuable (2)
- Somewhat valuable (3)
- Extremely valuable (4)

Q13 How much would you say you learned from your Election Day experiences?

- Very little (1)
- Small amount (2)
- Good amount (3)
- A lot (4)

Display This Question:

If Why did you participate in this project? Required for class Is Selected

Or Why did you participate in this project? Extra credit for class Is Selected

Q14 Did this activity enhance your understanding of class materials?

- Very little (1)
- Small amount (2)
- Good amount (3)
- A lot (4)

Q15 How well prepared were you ahead of time for the activity on Election Day?

- Not well prepared (1)
- Somewhat prepared (2)
- Well prepared (3)
- Very well prepared (4)

Q16 How likely would you be to participate in a similar research project about voting activity?

- Not at all likely (1)
- Somewhat likely (2)
- Very likely (3)
- Extremely likely (4)

Q17 How likely would you be to recommend that a student similar to you participate in a future research project about voting activity?

- Not at all likely (1)
- Somewhat likely (2)
- Very likely (3)
- Extremely likely (4)

Q18 Before this semester, how much did you know about each of the following topics from the voter lines project?

	Very little (1)	Small amount (2)	Good amount (3)	A lot (4)
Lines of voters (1)	<input type="radio"/>	<input type="radio"/>	<input type="radio"/>	<input type="radio"/>
Election Day operations (2)	<input type="radio"/>	<input type="radio"/>	<input type="radio"/>	<input type="radio"/>
Poll workers (3)	<input type="radio"/>	<input type="radio"/>	<input type="radio"/>	<input type="radio"/>
Poll watchers from candidates or parties (4)	<input type="radio"/>	<input type="radio"/>	<input type="radio"/>	<input type="radio"/>
Election law (5)	<input type="radio"/>	<input type="radio"/>	<input type="radio"/>	<input type="radio"/>
How elections are run generally (6)	<input type="radio"/>	<input type="radio"/>	<input type="radio"/>	<input type="radio"/>
Why people do or don't vote (7)	<input type="radio"/>	<input type="radio"/>	<input type="radio"/>	<input type="radio"/>
Research design (8)	<input type="radio"/>	<input type="radio"/>	<input type="radio"/>	<input type="radio"/>
Research ethics (9)	<input type="radio"/>	<input type="radio"/>	<input type="radio"/>	<input type="radio"/>
Data collection (10)	<input type="radio"/>	<input type="radio"/>	<input type="radio"/>	<input type="radio"/>
Challenges of field work (11)	<input type="radio"/>	<input type="radio"/>	<input type="radio"/>	<input type="radio"/>



Q30 After this research project, how much do you know about each of the following topics from the voter lines project?

	Very little (1)	Small amount (2)	Good amount (3)	A lot (4)
Lines of voters (1)	<input type="radio"/>	<input type="radio"/>	<input type="radio"/>	<input type="radio"/>
Election Day operations (2)	<input type="radio"/>	<input type="radio"/>	<input type="radio"/>	<input type="radio"/>
Poll workers (3)	<input type="radio"/>	<input type="radio"/>	<input type="radio"/>	<input type="radio"/>
Poll watchers from candidates or parties (4)	<input type="radio"/>	<input type="radio"/>	<input type="radio"/>	<input type="radio"/>
Election law (5)	<input type="radio"/>	<input type="radio"/>	<input type="radio"/>	<input type="radio"/>
How elections are run generally (6)	<input type="radio"/>	<input type="radio"/>	<input type="radio"/>	<input type="radio"/>
Why people do or don't vote (7)	<input type="radio"/>	<input type="radio"/>	<input type="radio"/>	<input type="radio"/>
Research design (8)	<input type="radio"/>	<input type="radio"/>	<input type="radio"/>	<input type="radio"/>
Research ethics (9)	<input type="radio"/>	<input type="radio"/>	<input type="radio"/>	<input type="radio"/>
Data collection (10)	<input type="radio"/>	<input type="radio"/>	<input type="radio"/>	<input type="radio"/>
Challenges of field work (11)	<input type="radio"/>	<input type="radio"/>	<input type="radio"/>	<input type="radio"/>

Q19 How interested are you in learning more about the following topics:

	Very little (1)	Small amount (2)	Good amount (3)	A lot (4)
Lines of voters (1)	<input type="radio"/>	<input type="radio"/>	<input type="radio"/>	<input type="radio"/>
Election Day operations (2)	<input type="radio"/>	<input type="radio"/>	<input type="radio"/>	<input type="radio"/>
Election law (3)	<input type="radio"/>	<input type="radio"/>	<input type="radio"/>	<input type="radio"/>
Poll workers (4)	<input type="radio"/>	<input type="radio"/>	<input type="radio"/>	<input type="radio"/>
How elections are run generally (5)	<input type="radio"/>	<input type="radio"/>	<input type="radio"/>	<input type="radio"/>
Why people do or don't vote (6)	<input type="radio"/>	<input type="radio"/>	<input type="radio"/>	<input type="radio"/>

Q20 How interested are you in doing more research about the following topics:

	Very little (1)	Small amount (2)	Good amount (3)	A lot (4)
Lines of voters (1)	<input type="radio"/>	<input type="radio"/>	<input type="radio"/>	<input type="radio"/>
Election Day operation (2)	<input type="radio"/>	<input type="radio"/>	<input type="radio"/>	<input type="radio"/>
Election law (3)	<input type="radio"/>	<input type="radio"/>	<input type="radio"/>	<input type="radio"/>
Poll workers (4)	<input type="radio"/>	<input type="radio"/>	<input type="radio"/>	<input type="radio"/>
How elections are run generally (5)	<input type="radio"/>	<input type="radio"/>	<input type="radio"/>	<input type="radio"/>
Why people do or don't vote (6)	<input type="radio"/>	<input type="radio"/>	<input type="radio"/>	<input type="radio"/>

Q21 In a few words, please tell us...

Q22 The best part of your experience

Q23 The worst part of your experience

Q24 The most important thing you learned

Q25 What you would suggest for future research on voting lines or Election Day activity